

**Akums Drugs and Pharmaceuticals Limited**

**Shareholding Pattern under Regulation 31 of SEBI (Listing Obligations and Disclosure Requirements) Regulations, 2015**

1.	Name of Listed Entity: Akums Drugs and Pharmaceuticals Limited		
2.	Scrip Code/Name of Scrip/Class of Security: 544222		
3.	Share Holding Pattern Filed under: Reg. 31(1)(a)/Reg. 31(1)(b)/Reg.31(1)(c)		
	a.	If under 31(1)(b) then indicate the report for Quarter ending- 31st December-2024	
	b.	If under 31(1)(c) then indicate date of allotment/extinguishment- NA	
4.	Declaration: The Listed entity is required to submit the following declaration to the extent of submission of information:-		
	Particulars	Yes*	No*
1	Whether the Listed Entity has issued any partly paid up shares?		No
2	Whether the Listed Entity has issued any Convertible Securities or Warrants?		No
3	Whether the Listed Entity has any shares against which depository receipts are issued?		No
4	Whether the Listed Entity has any shares in locked-in?	Yes	
5	Whether any shares held by promoters are pledge or otherwise encumbered?		No
6	Whether the company has equity shareholders with differential voting rights ?		No
7	Whether the Listed entity has any Significant Beneficial Owner ?		No
* If the Listed Entity selects the option 'No' for the questions above, the columns for the partly paid up shares, Outstanding Convertible Securities/Warrants, depository receipts, locked-in shares, No of shares pledged or otherwise encumbered by promoters, as applicable, shall not be displayed at the time of dissemination on the Stock Exchange website. Also wherever there is 'No' declared by Listed Entity in above table the values will be considered as 'Zero' by default on submission of the format of holding of specified securities.			





Table I - Summary Statement holding of specified securities

Category	Category of shareholder	Nos. of shareholders	No. of fully paid up equity shares held	No. of Partly paid-up equity shares held	No. of shares underlying Depository Receipts	Total nos. shares held	Shareholding as a % of total no. of shares (calculated as per SCRR, 1957)	Number of Voting Rights held in each class of securities				No. of Shares Underlying Outstanding convertible securities (including Warrants)	Shareholding, as a % assuming full conversion of convertible securities (as a percentage of diluted share capital)	Number of Locked in shares		Number of Shares pledged or otherwise encumbered		Number of equity shares held in dematerialised form
								No of Voting Rights			Total as a % of (A+B+C)			No. (a)	As a % of total Shares held(b)	No. (a)	As a % of total Shares held(b)	
								Class eg: X	Class eg: y	Total								
(I)	(II)	(III)	(IV)	(V)	(VI)	(VII) =	(VIII) As a %	(IX)			(X)	(XI) =	(XII)		(XIII)		(XIV)	
(A)	Promoter & Promoter Group	4	118455380	0	0	118455380	75.2604	118455380	0	118455380	75.2604	0	75.2604	118455380	100	0	0	118455380
(B)	Public	57526	34646678	0	0	34646678	22.0127	34646678	0	34646678	22.0127	0	22.0127	13381491	38.6227	NA	NA	34646678
(C)	Non Promoter - Non Public																	
(C1)	Shares Underlying DRs	0	0	0	0	0	0	0	0	0	0	0	0	0	0	NA	NA	0
(C2)	Shares Held By Employee Trust	1	4291930	0	0	4291930	2.7269	4291930	0	4291930	2.7269	0	2.7269	0	0	NA	NA	4291930
	<b>Total</b>	<b>57531</b>	<b>157393988</b>	<b>0</b>	<b>0</b>	<b>157393988</b>	<b>100</b>	<b>153102058</b>	<b>0</b>	<b>153102058</b>	<b>100</b>	<b>0</b>	<b>100</b>	<b>131836871</b>	<b>83.7623</b>	<b>0</b>	<b>0</b>	<b>157393988</b>



**Table II - Statement showing shareholding pattern of the Promoter and Promoter Group**

Category & Name of the shareholders	Entity Type	Nos. of shareholders	No. of fully paid up equity shares held	Partly paid-up equity shares held	No. of shares underlying Depository Receipts	Total nos. shares held	Shareholding % calculated as per SCRR, 1957 As a % of (A+B+C2)	Number of Voting Rights held in each class of securities			No. of Shares Underlying Outstanding convertible securities (including Warrants)	Shareholding, as a % assuming full conversion of convertible securities (as a percentage of diluted share capital)	Number of Locked in shares		Number of Shares pledged or otherwise encumbered		Number of equity shares held in dematerialised form		
								Class eg: X	Class eg: y	Total			Total as a % of Total Voting Rights	No. (a)	As a % of total Shares held(b)	No. (a)		As a % of total Shares held(b)	
																			No of Voting Rights
<b>1</b>	<b>Indian</b>							<b>(IX)</b>			<b>(X)</b>	<b>(XI)=</b>	<b>(XII)</b>		<b>(XIII)</b>		<b>(XIV)</b>		
<b>(a)</b>	<b>Individuals / Hindu Undivided Family</b>		<b>3</b>	<b>54255380</b>	<b>0</b>	<b>0</b>	<b>54255380</b>	<b>34.4711</b>	<b>54255380</b>	<b>0</b>	<b>54255380</b>	<b>34.4711</b>	<b>0</b>	<b>34.4711</b>	<b>54255380</b>	<b>100</b>	<b>0</b>	<b>0</b>	<b>54255380</b>
	Sandeep Jain	Promoters	1	27127690	0	0	27127690	17.2355	27127690	0	27127690	17.2355	0	17.2355	27127690	100	0	0	27127690
	Sanjeev Jain	Promoters	1	27113940	0	0	27113940	17.2268	27113940	0	27113940	17.2268	0	17.2268	27113940	100	0	0	27113940
	Lata Jain	Promoter Group	1	13750	0	0	13750	0.0087	13750	0	13750	0.0087	0	0.0087	13750	100	0	0	13750
	Anita Jain	Promoter Group	0	0	0	0	0	0	0	0	0.00	0	0.00	0	0	0	0	0	0
	Anuradha Pal	Promoter Group	0	0	0	0	0	0	0	0	0.00	0	0.00	0	0	0	0	0	0
	Archana Jain	Promoter Group	0	0	0	0	0	0	0	0	0.00	0	0.00	0	0	0	0	0	0
	Kiran Jain	Promoter Group	0	0	0	0	0	0	0	0	0.00	0	0.00	0	0	0	0	0	0
	Kusum Jain	Promoter Group	0	0	0	0	0	0	0	0	0.00	0	0.00	0	0	0	0	0	0
	Rajesh Sharma	Promoter Group	0	0	0	0	0	0	0	0	0.00	0	0.00	0	0	0	0	0	0
	Rajiv Mittal	Promoter Group	0	0	0	0	0	0	0	0	0.00	0	0.00	0	0	0	0	0	0
	Shivangi Jain	Promoter Group	0	0	0	0	0	0	0	0	0.00	0	0.00	0	0	0	0	0	0
	Arushi Jain	Promoter Group	0	0	0	0	0	0	0	0	0.00	0	0.00	0	0	0	0	0	0
	Umang Jain	Promoter Group	0	0	0	0	0	0	0	0	0.00	0	0.00	0	0	0	0	0	0
	Kanishk Jain	Promoter Group	0	0	0	0	0	0	0	0	0.00	0	0.00	0	0	0	0	0	0
	Manan Jain	Promoter Group	0	0	0	0	0	0	0	0	0.00	0	0.00	0	0	0	0	0	0
<b>(b)</b>	<b>Central Government / State Government(s)</b>		<b>0</b>	<b>0</b>	<b>0</b>	<b>0</b>	<b>0</b>	<b>0</b>	<b>0</b>	<b>0</b>	<b>0</b>	<b>0</b>	<b>0</b>	<b>0</b>	<b>0</b>	<b>0</b>	<b>0</b>	<b>0</b>	<b>0</b>
<b>(c)</b>	<b>Financial Institutions / Banks</b>		<b>0</b>	<b>0</b>	<b>0</b>	<b>0</b>	<b>0</b>	<b>0</b>	<b>0</b>	<b>0</b>	<b>0</b>	<b>0</b>	<b>0</b>	<b>0</b>	<b>0</b>	<b>0</b>	<b>0</b>	<b>0</b>	<b>0</b>
<b>(d)</b>	<b>Any Other (Specify)</b>		<b>1</b>	<b>64200000</b>	<b>0</b>	<b>0</b>	<b>64200000</b>	<b>40.7894</b>	<b>64200000</b>	<b>0</b>	<b>64200000</b>	<b>40.7894</b>	<b>0</b>	<b>40.7894</b>	<b>64200000</b>	<b>100</b>	<b>0</b>	<b>0</b>	<b>64200000</b>
	<b>Promoter Trust</b>		<b>1</b>	<b>64200000</b>	<b>0</b>	<b>0</b>	<b>64200000</b>	<b>40.7894</b>	<b>64200000</b>	<b>0</b>	<b>64200000</b>	<b>40.7894</b>	<b>0</b>	<b>40.7894</b>	<b>64200000</b>	<b>100</b>	<b>0</b>	<b>0</b>	<b>64200000</b>
	Akums Master Trust	Promoters	1	64200000	0	0	64200000	40.7894	64200000	0	64200000	40.7894	0	40.7894	64200000	100	0	0	64200000
	AUSL Trust	Promoter Group	0	0	0	0	0	0	0	0	0.00	0	0.00	0	0	0	0	0	0
	Sandeep Jain Trust	Promoter Group	0	0	0	0	0	0	0	0	0.00	0	0.00	0	0	0	0	0	0
	Akome Lifecare Private Limited	Promoter Group	0	0	0	0	0	0	0	0	0.00	0	0.00	0	0	0	0	0	0
	Akum Impex LLP	Promoter Group	0	0	0	0	0	0	0	0	0.00	0	0.00	0	0	0	0	0	0
	Akums Foundation	Promoter Group	0	0	0	0	0	0	0	0	0.00	0	0.00	0	0	0	0	0	0
	American Remedies Lifesciences Limite	Promoter Group	0	0	0	0	0	0	0	0	0.00	0	0.00	0	0	0	0	0	0
	Avha Lifesciences Private Limited	Promoter Group	0	0	0	0	0	0	0	0	0.00	0	0.00	0	0	0	0	0	0
	Delcure Lifesciences Limited	Promoter Group	0	0	0	0	0	0	0	0	0.00	0	0.00	0	0	0	0	0	0
	Dhanwantri Vedaresearch LLP	Promoter Group	0	0	0	0	0	0	0	0	0.00	0	0.00	0	0	0	0	0	0




	Parke Davis Healthcare Limited	Promoter Group	0	0	0	0	0	0	0	0	0.00	0	0.00	0	0	0	0	0	0
	Welcure Pharmaceuticals Private Limited	Promoter Group	0	0	0	0	0	0	0	0	0.00	0	0.00	0	0	0	0	0	0
	<b>Sub Total (A)(1)</b>		<b>4</b>	<b>118455380</b>	<b>0</b>	<b>0</b>	<b>118455380</b>	<b>75.2604</b>	<b>118455380</b>	<b>0</b>	<b>118455380</b>	<b>75.2604</b>	<b>0</b>	<b>75.2604</b>	<b>118455380</b>	<b>100</b>	<b>0</b>	<b>0</b>	<b>118455380</b>
<b>2</b>	<b>Foreign</b>																		
<b>(a)</b>	<b>Individuals (Non-Resident Individuals / Foreign Individuals)</b>		<b>0</b>	<b>0</b>	<b>0</b>	<b>0</b>	<b>0</b>	<b>0</b>	<b>0</b>	<b>0</b>	<b>0</b>	<b>0</b>	<b>0</b>	<b>0</b>	<b>0</b>	<b>0</b>	<b>0</b>	<b>0</b>	<b>0</b>
	Neerja Gupta	Promoter Group	0	0	0	0	0	0	0	0	0.00	0	0.00	0	0	0	0	0	0
	Sudha Jain	Promoter Group	0	0	0	0	0	0	0	0	0.00	0	0.00	0	0	0	0	0	0
<b>(b)</b>	<b>Government</b>		<b>0</b>	<b>0</b>	<b>0</b>	<b>0</b>	<b>0</b>	<b>0</b>	<b>0</b>	<b>0</b>	<b>0</b>	<b>0</b>	<b>0</b>	<b>0</b>	<b>0</b>	<b>0</b>	<b>0</b>	<b>0</b>	<b>0</b>
<b>(c)</b>	<b>Institutions</b>		<b>0</b>	<b>0</b>	<b>0</b>	<b>0</b>	<b>0</b>	<b>0</b>	<b>0</b>	<b>0</b>	<b>0</b>	<b>0</b>	<b>0</b>	<b>0</b>	<b>0</b>	<b>0</b>	<b>0</b>	<b>0</b>	<b>0</b>
<b>(d)</b>	<b>Foreign Portfolio Investor</b>		<b>0</b>	<b>0</b>	<b>0</b>	<b>0</b>	<b>0</b>	<b>0</b>	<b>0</b>	<b>0</b>	<b>0</b>	<b>0</b>	<b>0</b>	<b>0</b>	<b>0</b>	<b>0</b>	<b>0</b>	<b>0</b>	<b>0</b>
<b>(e)</b>	<b>Any Other (Specify)</b>		<b>0</b>	<b>0</b>	<b>0</b>	<b>0</b>	<b>0</b>	<b>0</b>	<b>0</b>	<b>0</b>	<b>0</b>	<b>0</b>	<b>0</b>	<b>0</b>	<b>0</b>	<b>0</b>	<b>0</b>	<b>0</b>	<b>0</b>
	<b>Sub Total (A)(2)</b>		<b>0</b>	<b>0</b>	<b>0</b>	<b>0</b>	<b>0</b>	<b>0</b>	<b>0</b>	<b>0</b>	<b>0</b>	<b>0</b>	<b>0</b>	<b>0</b>	<b>0</b>	<b>0</b>	<b>0</b>	<b>0</b>	<b>0</b>
	<b>Total Shareholding Of Promoter And Promoter Group (A)= (A)(1)+(A)(2)</b>		<b>4</b>	<b>118455380</b>	<b>0</b>	<b>0</b>	<b>118455380</b>	<b>75.2604</b>	<b>118455380</b>	<b>0</b>	<b>118455380</b>	<b>75.2604</b>	<b>0</b>	<b>75.2604</b>	<b>118455380</b>	<b>100</b>	<b>0</b>	<b>0</b>	<b>118455380</b>

Details of Shares which remain unclaimed may be given hear along with details such as number of shareholders, outstanding shares held in demat/unclaimed suspense account, voting rights which are frozen etc.



Table III - Statement showing shareholding pattern of the Public shareholder

Category & Name of the shareholders	Nos. of shareholders	No. of fully paid up equity shares held	Partly paid-up equity shares held	No. of shares underlying Depository Receipts	Total nos. shares held	Shareholding % calculated as per SCRR, 1957 As a % of (A+B+C2)	Number of Voting Rights held in each class of securities			No. of Shares Underlying Outstanding convertible securities (including Warrants)	Shareholding, as a % assuming full conversion of convertible securities	Number of Locked in shares		Number of Shares pledged or otherwise encumbered		Number of equity shares held in dematerialised form	Sub-categorization of shares			
							No of Voting Rights		Total as a % of Total Voting Rights			No. (a)	As a % of total Shares held(b)	No. (a)	As a % of total Shares held(b)		Shareholding(No. of shares) under			
							Class eg: X	Class eg: Y									Total	Sub-category(i)	Sub-category(ii)	Sub-category(iii)
(I)	(III)	(IV)	(V)	(VI)	(VII) =	(VIII) As	(IX)			(X)	(XI) =	(XII)	(XIII)		(XIV)	(XV)				
<b>1</b>	<b>Institutions (Domestic)</b>																			
(a) Mutual Fund	16	8722312	0	0	8722312	5.5417	8722312	0	8722312	5.5417	0	5.5417	0	0	NA	NA	8722312	0	0	0
Franklin India Smaller Companies Fund	1	3332846	0	0	3332846	2.1175	3332846	0	3332846	2.1175	0	2.1175	0	0	NA	NA	3332846	0	0	0
(b) Venture Capital Funds	0	0	0	0	0	0	0	0	0	0	0	0	0	0	NA	NA	0	0	0	0
(c) Alternate Investment Funds	5	793330	0	0	793330	0.504	793330	0	793330	0.504	0	0.504	0	0	NA	NA	793330	0	0	0
(d) Banks	0	0	0	0	0	0	0	0	0	0	0	0	0	0	NA	NA	0	0	0	0
(e) Insurance Companies	7	1058355	0	0	1058355	0.6724	1058355	0	1058355	0.6724	0	0.6724	0	0	NA	NA	1058355	0	0	0
(f) Provident Funds/ Pension Funds	0	0	0	0	0	0	0	0	0	0	0	0	0	0	NA	NA	0	0	0	0
(g) Asset Reconstruction Companies	0	0	0	0	0	0	0	0	0	0	0	0	0	0	NA	NA	0	0	0	0
(h) Sovereign Wealth Funds	0	0	0	0	0	0	0	0	0	0	0	0	0	0	NA	NA	0	0	0	0
(i) NBFCs registered with RBI	1	439616	0	0	439616	0.2793	439616	0	439616	0.2793	0	0.2793	0	0	NA	NA	439616	0	0	0
(j) Other Financial Institutions	0	0	0	0	0	0	0	0	0	0	0	0	0	0	NA	NA	0	0	0	0
(k) Any Other (Specify)	0	0	0	0	0	0	0	0	0	0	0	0	0	0	NA	NA	0	0	0	0
Sub Total (B)(1)	29	11013613	0	0	11013613	6.9975	11013613	0	11013613	6.9975	0	6.9975	0	0	NA	NA	11013613	0	0	0
<b>2</b>	<b>Institutions (Foreign)</b>																			
(a) Foreign Direct Investment	0	0	0	0	0	0	0	0	0	0	0	0	0	0	NA	NA	0	0	0	0
(b) Foreign Venture Capital Investors	0	0	0	0	0	0	0	0	0	0	0	0	0	0	NA	NA	0	0	0	0
(c) Sovereign Wealth Funds	0	0	0	0	0	0	0	0	0	0	0	0	0	0	NA	NA	0	0	0	0
(d) Foreign Portfolio Investors Category I	31	9962902	0	0	9962902	6.3299	9962902	0	9962902	6.3299	0	6.3299	0	0	NA	NA	9962902	0	0	0
Smallcap World Fund, Inc	1	3390630	0	0	3390630	2.1542	3390630	0	3390630	2.1542	0	2.1542	0	0	NA	NA	3390630	0	0	0
(e) Foreign Portfolio Investors Category II	2	49804	0	0	49804	0.0316	49804	0	49804	0.0316	0	0.0316	0	0	NA	NA	49804	0	0	0
(f) Overseas Depositories(holding DRs) (balancing figure)	0	0	0	0	0	0	0	0	0	0	0	0	0	0	NA	NA	0	0	0	0
(g) Any Other (Specify)	0	0	0	0	0	0	0	0	0	0	0	0	0	0	NA	NA	0	0	0	0
Sub Total (B)(2)	33	10012706	0	0	10012706	6.3616	10012706	0	10012706	6.3616	0	6.3616	0	0	NA	NA	10012706	0	0	0
<b>3</b>	<b>Central Government/ State Government(s)</b>																			
(a) Central Government / President of India	0	0	0	0	0	0	0	0	0	0	0	0	0	0	NA	NA	0	0	0	0
(b) State Government / Governor	0	0	0	0	0	0	0	0	0	0	0	0	0	0	NA	NA	0	0	0	0
(C) Shareholding by Companies or Bodies Corporate where Central / State Government is a promoter	0	0	0	0	0	0	0	0	0	0	0	0	0	0	NA	NA	0	0	0	0
Sub Total (B)(3)	0	0	0	0	0	0	0	0	0	0	0	0	0	0	NA	NA	0	0	0	0
<b>4</b>	<b>Non-Institutions</b>																			
(a) Associate companies / Subsidiaries	0	0	0	0	0	0	0	0	0	0	0	0	0	0	NA	NA	0	0	0	0
(b) Directors and their relatives (excluding Independent Directors and nominee Directors)	1	42	0	0	42	0	42	0	42	0	0	0	0	0	NA	NA	42	0	0	0
(C) Key Managerial Personnel	2	1584	0	0	1584	0.001	1584	0	1584	0.001	0	0.001	0	0	NA	NA	1584	0	0	0





**Table IV - Statement showing shareholding pattern of the Non Promoter- Non Public shareholder**

	Category & Name of the shareholders	Nos. of shareholders	No. of fully paid up equity shares held	Partly paid-up equity shares held	No. of shares underlying Depository Receipts	Total nos. shares held	Shareholding % calculated as per SCRR, 1957 As a % of (A+B+C2)	Number of Voting Rights held in each class of securities				No. of Shares Underlying Outstanding convertible securities	Shareholding, as a % assuming full conversion of convertible securities	Number of Locked in shares		Number of Shares pledged or otherwise encumbered		Number of equity shares held in dematerialised form	
								No of Voting Rights			Total as a % of (A+B+C)			No. (a)	As a % of total Shares held(b)	No. (a)	As a % of total Shares held(b)		
								Class eg: X	Class eg: Y	Total									(X)
1	Custodian/DR Holder	0	0	0	0	0	0	0	0	0	0	0	0	0	0	0	0	0	
2	Employee Benefit Trust / Employee Welfare Trust under SEBI (Share based Employee Benefits and Sweat Equity) Regulations, 2021	1	4291930	0	0	4291930	2.7269	4291930	0	4291930	2.7269	0	2.7269	0	0	0	NA	NA	4291930
	Akums Employee Benefits Trust		4291930	0	0	4291930	2.7269	4291930	0	4291930	2.7269	0	2.7269	0	0	0	NA	NA	4291930
	<b>Total Non-Promoter- Non Public Shareholding (C)= (C)(1)+(C)(2)</b>	<b>1</b>	<b>4291930</b>	<b>0</b>	<b>0</b>	<b>4291930</b>	<b>2.7269</b>	<b>4291930</b>	<b>0</b>	<b>4291930</b>	<b>2.7269</b>	<b>0</b>	<b>2.7269</b>	<b>0</b>	<b>0</b>	<b>0</b>	<b>NA</b>	<b>NA</b>	<b>4291930</b>

**Note :**

(1) PAN would not be displayed on website of Stock Exchange(s).

(2) The above format needs to be disclosed along with the names of the shareholders holding 1% or more than 1% of shares of the listed entity. Column no.(XIII)is not applicable in the above format.

(3) W.r.t. the information pertaining to Depository Receipts, the same may be disclosed in the respective columns to the extent information available.



Table V- Statement showing details of significant beneficial owners as on 31.12.2024						
SR NO	Name of the significant beneficial owner (I)		Details of the registered owner (II)		Particulars of the shares in which significant beneficial interest is held by the beneficial owner (III)	Date of creation / acquisition of significant beneficial interest (IV)
	Name	Nationality	Name	Nationality	Shareholding as a % of total no. of shares (calculated as per SCRR, 1957) As a % of (A+B+C2)	
1	Sanjeev Jain	India	Akums Master Trust	India	33.55	16.05.2024
2	Sandeep Jain	India	Akums Master Trust	India	33.56	16.05.2024





**Annexure B**

**Table VI - Statement showing foreign ownership limits as on 31.12.2024**

**Foreign investment limit approved by the Board of Directors and limit utilised – As provided in Annexure B - Table VI (New format) of the Circular**

	Board approved limits	Limits utilized
As on shareholding date	49	10.98
As on the end of previous 1 <sup>st</sup> Quarter	49	11.96
As on the end of previous 2 <sup>nd</sup> Quarter	49	14.65
As on the end of previous 3 <sup>rd</sup> Quarter	49	15.09
As on the end of previous 4 <sup>th</sup> Quarter	49	15.09

